


# DIN VALVES



# DIN VALVES

## **GATE VALVES**


### **BOLTED BONNET**

<b>CLASS</b>	<b>FIGURE</b>
PN 25-40	4U 100
PN 63	6U 100
PN 100	10U 100

# DIN VALVES

**PN 16-25-40-63-100**

**BOLTED BONNET/WELDED BONNET - Full bore**



GATE VALVES  
Design construction: DIN 3840 approved by TÜV

Face to face to DIN 3202  
Flanges to DIN 2635 - 2636 - 2637  
Butt welding ends to DIN 3239

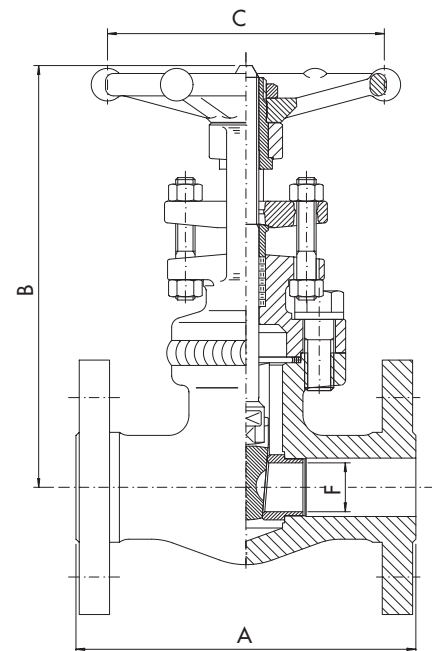
Outside Screw and Yoke (OS&Y)  
Self aligning packing gland in two parts  
Spiral wound gasket retained type  
Flanges finish to DIN 2526 form "C", "D", "E"  
Antiextrusion seat design

Forged materials approved according to  
Ad-Merkblatt WO/TRD 100  
Gate valves approved according to TRB 801 n°45

GLOBE and CHECK VALVES can be supplied on request

DN	15	20	25	40	50
A	130	150	160	240	250
B open	176	210	220	290	335
C	88	97	138	138	234
F	14	18	24	36,6	48
WEIGHT kg $\cong$ PN25-40	3,7	5,8	7,8	13	23
PN63	4,2	7,3	9,7	15	25
PN100	4,2	7,3	9,7	15	27
FIGURE PN25-40	4U 103	4U 104	4U 105	4U 107	4U 108
PN63	6U 103	6U 104	6U 105	6U 107	6U 108
PN100	10U 103	10U 104	10U 105	10U 107	10U 108
PACKING	BH2	BH4	BH5	BY5/A	BY7
GASKET	G2	G3	G4	G7	G8

PART NAME	MATERIALS				
HANDWHEEL NUT	Carbon steel	Carbon steel	Carbon steel	Carbon steel	Carbon steel
HANDWHEEL	Carbon steel	Carbon steel	Carbon steel	Carbon steel	Carbon steel
YOKE SLEEVE	ASI 416	ASI 416	ASI 416	ASI 416	ASI 416
NAME PLATE	Aluminium	Aluminium	Aluminium	Aluminium	Aluminium
GLAND NUTS	X 5 CrNi 18.10	X 5 CrNi 18.10	X 5 CrNi 18.10	X 5 CrNi 18.10	X 5 CrNi 18.10
GLAND FLANGE	ASTM A105	ASTM A105	ASTM A105	1.4571	1.4571
PACKING GLAND	AISI 316L	AISI 316L	AISI 316L	AISI 316L	AISI 316L
BONNET	C 22.8	TSTE 355	13 CrMo 44	1.4571	1.4541
GLAND STUDS	X 5 CrNi 18.10	X 5 CrNi 18.10	X 5 CrNi 18.10	X 5 CrNi 18.10	X 5 CrNi 18.10
B/B BOLTS	24 CrMo 5	X 5 CrNi 18.10	21 CrMo V57	X 5 CrNi 18.10	X 5 CrNi 18.10
PACKING	Graphite	Graphite	Graphite	Graphite	Graphite
STEM	1.4104	1.4104	1.4104	1.4571	1.4541
B/B GASKET	F316L + Graphite	F316L + Graphite	F316L + Graphite	F316L + Graphite	F316L + Graphite
WEDGE	AISI 410	AISI 410	AISI 410	1.4571	1.4541
SEAT RINGS	AISI 410	AISI 410	AISI 410	1.4571	1.4541
BODY	C 22.8	TSTE 355	13 CrMo 44	1.4571	1.4541



WELDED BONNET      BOLTED BONNET

Stellite # 6 hardfacing on seats and wedge on request. Other material are available on request.



**DIN VALVES**

